



# BOSCH

## NEW PRODUCT RANGE 2022-24





# GENERAL BRAND INTRODUCTION

## Bosch Professional

At Bosch Professional, we draw on decades of expertise to design solutions that make hard work easier for professionals in trade and industry. As one of the world's leading manufacturers of power tools, measuring tools and accessories, we believe that the best products are designed not only for the work, but also for the worker. From compact 18V cordless powerhouses to the disruptive Cyclone technology for grinders to the tough intelligence of our measuring tools, we are relentless about delivering innovations that combine power and ease so that every user enjoys higher levels of productivity, affordability, and accessibility. Our designs go the extra mile to make tools easy to use and go easy on the worker. With unmatched technological expertise and the impetus to invent for life, employees worldwide are dedicated to inventing new ways to make hard work faster, safer, easier.





## CONNECTIVITY

The modernization of the construction industry through higher degree of automation, pre-fabrication and digital solutions will result in less labour and tool usage on the construction site and require new solutions. We see these trends as opportunities for making life of our users much easier on the job site.

We strive to continuously build an IoT infrastructure that includes affordable tools with connectivity functions. These functions can provide big data to enable us to make better tools and innovations for the future, thereby also providing immediate benefits to the users. If you have been thinking about how to control your power tools from your phone, the technology is already here from us.



**BeConnected**

## BECONNECTED

Professional power tools serve as a lifeline in various fields of work. As a result, we have designed essential tools that simplify complex tasks and make the users' life simpler.







## VIBRATION CONTROL

Prolonged or excessive exposure to elevated levels of vibration can result in not only fatigue and reduced productivity, but also in the development of Hand Arm Vibration Syndrome (HAVS), commonly referred to as Vibration White Finger.

Bosch has been addressing the HAVS concern since 2001 by incorporating "Vibration Control" handles into most of their power tools. Through consistent refinement of the technology, Bosch is striving to extend this to a wider range of power tools.

VIBRATION CONTROL side handle allows for improved user comfort and control.

- Small angle grinder (SAG): Reduces up to 70% of vibration in the side handle.
- Large angle grinder (LAG): Features incorporated into the body of the tool and the side handle to help reduce vibration during grinding.



## DUST SOLUTION

A hygienic working environment can enhance efficiency and precision in task execution, besides promoting the longevity of tools and accessories by mitigating dust accumulation. Moreover, a workspace with reduced levels of dust can facilitate greater working speed and minimize health hazards in the long run. To cater to these concerns, Bosch has devised a specialized Dust Extraction System that seamlessly integrates dust extractors and power tools, safeguarding users from hazardous dust emissions resulting from power tool usage.



# PROTECTION



## Bosch's Commitment to Safety

As the world's leading power tool manufacturer, Bosch is committed not only to providing the ultimate innovation, reliability and performance, but also to the safety of all who work with the power tools.

The protection of users' health and safety has been a cornerstone of our policy, and a responsibility that we take very seriously. As such, we are continually investing in safety technology, as well as user education.

Bosch products offer protection against a wide range of hazards. To help you work efficiently and safely with power tools, Bosch is continuously inventing technologies that help in making the life of our users easier and safer.



## SAFETY BEGINS WITH ME

Bosch recognizes that safety in the worksite is a team effort. While we are committed to making safer tools, users must also commit to safer working practices. When using any power tool, it is of paramount importance that they be handled carefully and responsibly. Most workplace injuries occur due to lack of knowledge, negligence, misuse, and over-confidence. Knowing your tools and best-practices is your best protection against injury.





## KICKBACK CONTROL

Shuts off grinder when the wheel gets into a blind situation.

- Bosch invented and introduced on high end grinders in 2010.
- The most common cause of injury to operators and nearby workers.
- Most sites and/or companies require tools with kickback control.
- Cutting wheel: Twisting or canting the wheel will cause kickback, however kickback control will not engage.
- Cutting wheel: A pinching or impeding the rotation of the wheel engages the kickback control.
- Grinding: Snagging the wheel will not engage the kickback control.

The wheel must be forcibly stopped in order for the kickback control to activate.



## RESTART PROTECTION

Helps prevent accidental tool startup if the supply of power is interrupted.

- Bosch invented and introduced on high end grinders in 2011.
- Most sites and/or companies require tools with restart protection.
- For continued operation, the switch must be released, and the tool restarted (slide switch – move to off position and then back on. For paddle, release paddle and reactivate).



## SOFT START

Soft start as the load and torque of the motor are temporarily reduced during start-up.



## DROP CONTROL

- Helps shut the grinder off after accidentally dropping the tool on the floor.
- When working with grinders, it is possible the grinder may be dropped. A dead man switch grinder will turn the grinder off when dropped, a tool with lock on switch will not turn off.
- Only applies to select grinders with lock-on switches (slide & some paddle).
- Conditions: Drop distance has to be greater than 1 foot, and on a hard surface or hit with a force impact equal to a 1 foot drop.



## INTELLIGENT BRAKE SYSTEM

Helps provide a rapid stop of the wheel when the switch is turned off.

- After switching off the grinder, the spinning accessory may grab the surface and pull the tool out of your control.
- Bosch introduced an electromagnetic braking system designed to stop the disc from rotating.

# SUSTAINABILITY



“Companies shouldn't have to choose between being profitable and doing what's best for the planet. If the right path is chosen, both aims go hand in hand.”

Dr. Stefan Hartung, Chairman of the Board of Management

## Sustainability Strategy at Bosch Power Tools

By 2030 at least

**-15%**

Scope 3 emissions, validated and reconfirmed by the Science Based Targets initiative (SBTi)

In 2020 Bosch became **climate neutral**

Scope 1 and 2 emissions



Bosch Power Tools: **Focus**

Product design, materials, packaging, circular economy

## TARGET VISION

By acting in an economically, environmentally, and socially responsible manner, we want to improve people's quality of life and safeguard the livelihoods of present and future generations.

Our “**New Dimensions – Sustainability 2025**” target vision describes six fundamental dimensions, each of which is specified and further developed based on the following major aspects.

### Climate action

- 1 | Reducing CO<sub>2</sub> emissions
- 2 | Energy efficiency and renewable energies

Bosch is a climate action pioneer, advances the expansion of renewables, and strives continuously for energy efficiency.

### Health

- 1 | Occupational health and safety
- 2 | Substances of concern

Bosch contributes to human health – with innovative products and services and by ensuring that people and the environment do not come to harm through its production processes.

### Human rights

- 1 | Responsibility
- 2 | Transparency

Bosch takes on responsibility and is sensitive to human rights being respected – along the entire value chain.

### Water

- 1 | Water scarcity
- 2 | Water quality

For Bosch, water is a resource to be treated sparingly. Regions in which water is scarce are a special concern.

### Circular economy

- 1 | Materials efficiency
- 2 | Second life

Bosch is reducing its ecological footprint and striving to create social benefit. In this endeavor, Bosch takes its lead from the circular economy principle.

### Diversity

- 1 | Equity
- 2 | Inclusion

For Bosch, diversity, equity, and inclusion are key to long-term success in business. In addition, Bosch contributes to the common good in the communities near its locations.



# PRODUCT FEATURES



## HEAVY DUTY

Power, performance and robustness redefined



## TOOLLESS

No additional tools are required for configuring the tool, allowing for user-friendly operation



## CONNECTED

Get connected – personalise your tool and exchange information with your App



## BITURBO BRUSHLESS

Tools powered by new high performance motor and ProCore 18V battery



## REDUCED GRIP SIZE

Outstanding small grip size for best-in-class ergonomics



## CONNECTED READY

With a bluetooth module the tool has the possibility to be connected. The module is not part of the tool by default



## VARIABLE SPEED

Adjust speed while working with the tool by pushing the trigger with different strength



## BRUSHLESS MOTOR

Longer motor life, more runtime and more power



## BRAKE SYSTEM

When releasing the switch the angle grinder immediately stops



## KICKBACK CONTROL

Reduces the hazard of sudden tool reactions in binding conditions thanks to automatic shut-down of the tool



## SPEED SELECTION

Best work results with speed pre-selection for applications requiring material-specific speed



## PRECISION CLUTCH

Precision clutch with 25+1 settings – provides driving accuracy for reduced fastener damage



## VIBRATION CONTROL

Comfortable working thanks to low vibration by adding rubber mounting/foam padding to the handles



## RESTART PROTECTION

Prevents the tool from automatically starting after a power cut



## DROP CONTROL

When your power tool fails and hits the floor, it turns off immediately



## METAL CHUCK

Full metal keyless chuck



## RIGHT/LEFT ROTATION

Forward and reverse rotation for inserting and removing screws



## PENDULUM

Saw blade pendulum action  
Adjustable 3-stage or 4-stage saw blade pendulum action



## USER INTERFACE

Direct tool feedback and setting adjustments thanks to the integrated user interface and connectivity features



## LED LIGHT

Led light for illuminating work area



## SIMPLY CONNECTED

Bluetooth® connectivity to Bosch applications to make use of advanced documentation possibilities



## ELECTRONIC MOTOR PROTECTION

Motor shuts off when overloaded, overheated or blocked



## ENABLES PERMANENT PERFORMANCE

and functions as transportation lock



## INTELLIGENT BRAKE SYSTEM

Effective work with high user protection, also works when power failure and ensures that the tool stops significantly faster than without a braking system



## CONSTANT SPEED

Best work results with constant speed thanks to electronic regulation of speed - even under load



## SOFT START

Soft start as the load and torque of the motor are temporarily reduced during start-up



## PROTECTION SWITCH

Outstanding user protection. The protection switch instantly switches the machine off when it is released



# PRODUCT FEATURES



## ERGONOMIC

Effortless grasping



## LONG LIFETIME

of the tool as the tool shuts off in case of an extreme overload situation



## SOFT GRIP

Comfortable handling of the tool thanks to softgrip



## CURVE RADIUS

20 mm



## VIBRATION

2.5 mm



## DIRECT COOLING

For high overload capability and a long service life



## BIT INSERTION SQUARE, BIT HOLDER, EXTERNAL SQUARE



## STROKE LENGTH

28 mm



## PROTECTION GUARD

Outstanding user protection thanks to the anti-rotation protective guard - stands firm, even if the disc breaks



## FLEXICLICK SYSTEM

Full flexibility - Bosch FlexiClick 5-in-1 System: Masters any challenge - the optimum solution in every work situation



## CLICK & CLEAN SYSTEM

Immediate dust extraction for the clear work surface



## PYTHAGORAS FUNCTION

Best work results with constant speed thanks to electronic regulation of speed - even under load



## GREEN LASER BEAM

For superior visibility indoors. Greater visibility for even faster and easier targeting



## BLUETOOTH®

Connectivity to Bosch applications to make use of advanced documentation possibilities



## COLOUR DISPLAY

and new HMI design w/ better contrast



## FLIP DISPLAY

For adjusting for working process and better readability



## MEASURING RANGE

From 0.05 to 50 meters



## MEASURING ACCURACY

± 1.5 mm



## INSTANT VIBRATION FEEDBACK

On successful and failed measurement. Great if the display is out of sight, and on loud construction sites



## BIG NUMBERS MODE

For fast and easy readability. Large measurement result, fading out everything else on the display



## STAKE OUT FUNCTION

Allows measuring repeatedly a predefined length



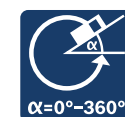
## INDIRECT MEASUREMENT FUNCTION

Including height, length, and double indirect height



## IP 65 WATER AND DUST PROTECTION

Complete protection from dust and protection from water, up to water projected by a nozzle against enclosure from any direction



## TILT SENSOR

0° - 360°

# POWER TOOLS







# GRO 12V-35 (Solo) Professional

Powerful and versatile for professional applications

## Benefits of GRO 12V-35 (Solo) Professional



**Powerful motor** with high speed (up to 35,000 rpm) for fast work progress



**Wide range** of professional applications such as cutting, sanding, routing, polishing and drilling especially in hard-to-reach areas



**Comfortable** to use due to compact size, ergonomic design and integrated LED lighting



[Click here for more details](#)

MRP: ₹8,700



### TARGET USERS

Carpentry | Electrician | Plumber

GRO 12V-35 (Solo) Professional	Unit	Specifications
Part no.	-	06019C50K1
Battery voltage	V	12
No-load speed	rpm	5,000/35,000
Weight	g	600
Dimensions L x W x H	cm	44 x 36 x 11.5



Scope of supply:  
5x cutting disc, 32 mm, Arbour, Housing adapter key, Collet, 1/2 L-BOXX inlay for tool cardboard box.

\*Battery and charger not included





## Pro Pruner Professional

Improved pruning efficiency, with the pull of a trigger!

### Benefits of Pro Pruner Professional



#### Sharp and durable blades for intensive applications

- Lifetime exceeds 500,000+ cuts\*
- Stainless material no concern for rusting corrosion



#### Cutting various types of branches with ease

- New brushless motors delivers high efficiency
- 4 times better performance than DC motor\*



#### Up to 4500 cuts per battery\*

- Optimized blade with special curve
- High-performance battery managing system from Bosch



[Click here to watch the video](#)



[Click here for more details](#)

MRP: ₹25,900



### TARGET USERS

Wood Worker | Carpenter | General Contractors | Installers | Small Furniture Makers

Pro Pruner Professional	Unit	Specifications
Part no.	-	06019K10F1
Rated voltage	V	12
Battery capacity*	Ah	2.0
Max. cutting diameter	mm	25
No. of cuts per charge**	-	4500
Weight with 12V/2.0Ah battery	kg	1
Weight w/o battery	kg	0.8



Scope of supply:  
1x 12V 2.0 Ah Li-ion battery,  
1 Charger and Carry case



# GSR 185-Li Professional

More work with no limits

## Benefits of GSR 185-Li Professional



Compact Length (162 mm), shorter than the GSR 120-Li



Same/higher performance as GSR 180-Li in key applications



Brushless motor + metal chuck for maximum performance



[Click here to watch the video](#)



[Click here for more details](#)

MRP: ₹17,700



### TARGET USERS

Cabinet Installer  
+ Carpenter

Property and  
Plant Manager

Metal Worker  
+ Locksmith

Electrician

Plumber

GSR 185-Li Professional	Unit	Specifications
Part no.	-	06019K30F0
Battery voltage	V	18
Head length	mm	162
No-load speed	rpm	0-500/1,900
Max. torque (hard / soft)	Nm	50/21
Chuck Size	mm	13
Max. drilling (wood/metal)	mm	35 /10
Weight (w/2.0Ah)	kg	1.3
Chuck material	-	Metal

Scope of supply:  
2 x 2.0 Ah Li-ion batteries,  
1 Charger, Carry case





## GSB 183-Li Professional

Level up with the versatile cordless impact drill driver.

### Benefits of GSB 183-Li Professional



#### Versatile

Suitable for a range of applications, even masonry, thanks to the impact drilling function



#### Long lifetime

Electronic features protect the motor and extend the battery life



#### System compatibility

Compatible with all Bosch 18V batteries and chargers

MRP: ₹16,000



### TARGET USERS

Cabinet Installer  
+ Carpenter

Property management  
& Maintenance

Electrician

Plumber

GSB 183-Li Professional	Unit	Specifications
Part no.	-	06019K91L0
Voltage	V	18
No-load speed	rpm	0-440 / 1,650
Impact rate	bpm	0-24,000
Max. torque (hard/soft)	Nm	56 / 21
Max. screw diameter	mm	10
Max. drilling (wood/metal/masonry)	mm	35 / 10 / 10
Head length	mm	207
Weight (w/2.0Ah)	kg	1.6

#### Scope of supply:

2 x 2.0 Ah Li-ion batteries,  
1 Charger, Carry case, 23-piece  
drilling and screwdriving bit  
set with holder







# GSB 185-Li Kit Professional

More work with no limits

## Benefits of GSB 185-Li Kit Professional



**Compact Length**  
(177 mm), shorter than the GSB 120-Li



**Same/higher performance**  
as GSB 180 Li in key applications



**Brushless motor +**  
metal chuck for maximum performance

[Click here to watch the video](#)

[Click here for more details](#)

MRP: ₹19,800



### TARGET USERS

Cabinet Installer + Carpenter | Property and Plant Manager | Metal Worker + Locksmith | Electrician | Plumber

GSB 185-Li kit Professional	Unit	Specifications
Part no.	-	06019K31F2
Battery voltage	V	18
No-load speed (1st/2nd)	rpm	0-500/0-1,900
Weight (w/2.0Ah)	kg	1.3
Max. screw diameter	mm	10
Max. drilling (wood/metal/masonry)	mm	35/10/10
Chuck material	-	Meta
Chuck size	mm	13

Scope of supply:  
2 x 2.0 Ah Li-ion batteries,  
1 Charger, Carry case, 23-piece  
drilling and screwdriving bit  
set with holder







## GSB 18V-150 C (Solo) Professional

When strength counts - Unrivalled power and control

### Benefits of GSB 18V-150 C Professional



#### Unrivalled power

Extremely fast work progress, due to the extremely powerful motor with 150Nm max.torque



#### Unrivalled Control

Precise Leveling Function and switchable KickBack Control enable unrivalled control at each work stage



#### System compatibility

Extreme reliable and robust, due to the brushless motor, metal drill chuck and metal gearbox and electronic motor and battery protection



[Click here to watch the video](#)



[Click here for more details](#)

MRP: 30,900



### TARGET USERS

Carpenters | Roofing | Aluminum Workers | Drywall builders | Decorators

GSB 18V-150 C (Solo) Professional	Unit	Specifications
Part no.	-	06019J51L0
Battery voltage	V	18
Torque (soft/hard/max.)	Nm	84/100/150
No-load speed (1st / 2nd gear)	rpm	0-550/0-2,200
Max. impact rate	bpm	30,000
Chuck capacity, min./max.	mm	1.5/13
Weight excl. battery	kg	2.2
Max drilling (wood/metal/masonry)	mm	150/16/20 mm
Chuck material	-	Metal

#### Scope of supply:

Carry case L-BOXX 136,

Auxiliary Handle

\*Battery and charger not included







# GBH 185-Li P rofessional

Next-level work with efficiency, safety and control

## Benefits of GBH 185-Li Professional



### Constant Speed

More holes drilled per battery charge and stable power output, due to its powerful 18V brushless motor with constant speed



### Safety In Control

Enhanced safety against accidental jams and reduced vibration exposure due to KickBack Control and Vibration Control



### Dust In Control

Dust-free work condition by working along with GDE 12 extractor




[Click here to watch the video](#)



[Click here for more details](#)

MRP: ₹44,400



## TARGET USERS

Electrician

|

Cabinet Installer & Carpenter

|

HVAC

GBH 185-Li Professional	Unit	Specifications
Part no.	06119240F0	06119240F0
Battery voltage	V	18
Impact energy	J	1.9
No-load speed	rpm	0 - 1,050
Impact rate	-	0 - 4,675
Max. drilling diameter in concrete	mm	04 - 22
Max. drilling diameter in steel	mm	13
Max. drilling diameter in wood	mm	20
Bare tool weight with aux. handle	kg	2.3
Recommended battery	Ah	GBA 18V 4.0

Scope of supply:  
2 x 4.0 Ah Battery,  
1 Charger and Carry case





## GDE 12 Professional

Optimum dust management system for drilling with GBH 185-LI

### Benefits of GDE 12 Professional



HEPA filter for optimized dust collection, removes 99.97% of dust particles larger than 0.3 micrometers



Function turns on when drilling and shuts off two seconds after releasing the drill trigger



Coupled with bit target to guide the right application spot



[Click here for more details](#)

MRP: ₹8,000

HEAVY DUTY



### TARGET USERS

Electrician

|

Cabinet Installer & Carpenter

|

HVAC

GDE 12 Professional	Unit	Specifications
Part no.	-	1600A02BW0
Maximum drilling depth	mm	100 mm
Max. drill bit length	mm	165 mm
Drilling diameter	mm	4-12 mm
Weight	kg	1.1 kg



Scope of supply: Carton box





## GKS 185-Li (Solo) Professional

Cut through easily without wires

### Benefits of GKS 185-Li (Solo) Professional



#### Impressive performance

Powerful 18V Brushless motor



#### Optimized cutting performance

Clean and precise cuts with optimized saw blade



#### Easy to operate

Ergonomic design with compact size and light weight



[Click here to watch the video](#)



[Click here for more details](#)

MRP: ₹19,800



### TARGET USERS

Carpenters

| Roofing & Framing

| Formwork Construction

GKS 185-Li (Solo) Professional	Unit	Specifications
Part no.	-	06016C12L1
Voltage	V	18V
Blade size/bore size	mm	165/20
No-load speed	pm	5,000
Cutting depth, 90°/45°	mm	57/41
Weight w/o battery	kg	2.8
Bevel capacity max.	-	50°



Scope of supply:

1x circular saw blade

165x 1.5/1.0x 20 mm,

1x parallel guide, Carton box

\*Battery and charger not included



# GHO 185-Li (Solo) Professional

Ensured Flatness In Every Plane



## Benefits of GHO 185-Li (Solo) Professional



### Uniform Base Plates For Flatness

Precision engineering design and manufacturing to ensure the base is flat during operation



### Easy Blade Change

Bosch improved dual blade TC changing system, enable fast blade change without the need for blade alignment



### Improved Dust Management

Dust outlet and dual chipping design prevent woodchip stuck on the blades, avoiding uneven wood planing quality




[Click here to watch the video](#)



[Click here for more details](#)

MRP: ₹16,900



## TARGET USERS

Cabinet Installer + Carpenter

Glazier, Window & Door Installer

Framer & Roofer /  
Rough Carpenter

GHO 185-Li Professional	Unit	Specifications
Part no.	-	06015B5080
Battery voltage	V	18
No-load speed	rpm	14,000
Planing depth	mm	2.6
Planing width	mm	82
Rebating depth	mm	9
Double chipping	-	Yes



Scope of supply: 2 Nos Planner Blade & Carton Box



# GRG 18V-16 C (Solo) Professional

Versatile riveting without constraints



## Benefits of GRG 18V-16 C (Solo) Professional



### Cordless

Cordless convenience ensures greater on-site mobility and lower set-up cost



### Powerful

As powerful and versatile as a pneumatic tool for 3 to 6.4 mm diameter rivets



### Long Runtime

Fastens 1,000 rivets on a single charge



[Click here for more details](#)

MRP: ₹78,800

HEAVY  
DUTY



## TARGET USERS

Industrial Metal Fabrication

Industrial Assembly Lines

Facade & Insulation

GRG 18V-16 C (Solo) Professional	Unit	Specifications
Part no.	06019K5080	06019K5080
Battery voltage	V	18
Motor	-	Brushless
Pulling force	mm	16,000
Stroke length	mm	25
Rivet diameter	kg	3.0 - 6.4
Weight excl. battery		1.6

### Scope of supply:

4 pcs Nose piece

12mm Wrench, Belt clip,

HMI Connectivityz

\*Battery and charger not included





# GSA 185-Li (Solo) Professional

Speedy demolition work with less fatigue.

## Benefits of GSA 185-Li (Solo) Professional



### Outstanding Cordless Cutting Performance

fully equal to 1,100 W thanks to Bosch brushless technology



### Simple One-hand insertion & Ejection of saw blade thanks to toolless snap-in function



### Less Fatigue while working in any position due to superior power-to-weight ratio

[Click here to watch the video](#)

[Click here for more details](#)

MRP: ₹21,500



## TARGET USERS

Glaziers, Window & Door Installers | Demolition | Contractor | Plumber | HVAC

GSA 185-Li (Solo) Professional	Unit	Specifications
Part no.	-	06016C00LO
Voltage	V	18
No-load stroke rate	min-1	0 - 2,900
Stroke length	mm	28
Dimensions (LxWxH)	-	450 x 96 x 170
Weight w/o battery	kg	3.2
Cutting depth (wood)	mm	230



Scope of supply:  
\*Battery and charger not included  
1x S 123 x "Progressor for wood"  
1x S 2345 x "Progressor for metal"  
Carton Box





# GEX 185-Li (Solo) Professional

Designed for superior and well-balanced sanding

## Benefits of GEX 185-Li (Solo) Professional



**Perfect sanding stability**  
with optimized battery placement



**Consistently high removal rate**  
with a high-efficiency brushless motor and a max. runtime of 40 mins\*



**Comfortable sanding**  
with low vibration up to 2.2 m/s<sup>2</sup>



[Click here to watch the video](#)



[Click here for more details](#)

MRP: ₹10,500



### TARGET USERS

Cabinet Installer & Carpenter | Wood-based Manufacturing | Drywaller | Auto/Moto Service

GEX 185-Li (Solo) Professional	Unit	Specifications
Part no.	-	06013A5080
Battery voltage	V	18
No-load speed	-	6,000 - 10,000
Sanding sheet diameter	mm	125
Height	mm	135
Sanding stroke	mm	2.5
Vibration	m/s <sup>2</sup>	2.2



Scope of supply:  
1x Dust Bag, \*Battery charger not included

\*Bosch Internal test with Bosch GBA 4Ah battery



# GTB 185-Li (Solo) Professional

All Day Comfort for Your Hand

## Benefits of GTB 185-Li (Solo) Professional



### Ergonomic-Built

Weighs less than 1 kg. Compact body for comfortable grip during long hours of work



### Efficient

High runtime 3X more screws per charge\*, thanks to PowerSAVE technology



### Convenient

No longer needed to remove depth stop during reversing, thanks to the new reversible depth stop



[Click here for more details](#)

MRP: ₹14,300



## TARGET USERS

Cabinet Makers | Kitchen Installers | Trade Show Builders | Residential Builders

GTB185-Li (Solo) Professional	Unit	Specifications
Part no.	-	06019K70L1
Battery voltage	V	18
No-load speed	-	0 - 4,500
Soft torque	Nm	5.2
Weight (w/o batt   w/2.0Ah batt)	kg	0.95   1.3
Dimension (L/W/H)	-	261/56/222

Scope of supply:  
1x screwdriver bit PH 2,  
1x belt clip, 1x bit holder,  
\*Battery charger not included



\*internal lab comparison with/without Powersave with same battery, GBA 18V 2.0Ah





# GST 185-Li (Solo) Professional

Cordless Freedom Without Limits

## Benefits of GST 185-Li ( Solo) Professional



High performance Brushless motor delivers 700W Corded equivalent power



Increased productivity thanks to improved efficiency and runtime



Balanced design and slim handle, specifically optimized for versatile cutting

[Click here to watch the video](#)

[Click here for more details](#)

MRP: ₹15,700



### TARGET USERS

Cabinet Makers | Kitchen Installers | Trade Show Builders | Residential Builders

GST 185-Li (Solo) Professional	Unit	Specifications
Part no.	-	06015B30L3
Battery voltage	V	18
Stroke length	mm	26 mm
Cutting depth	mm	125
Bladeholder	-	SDS
LED	-	Yes
Weight (w/4.0 Ah battery)	kg	2.6
Chuck Size	mm	13 mm

Scope of supply:  
1x jigsaw blade T 144 D,  
Speed for Wood,  
\*Battery charger not included







# GSH 14C Professional

Defeat downtime with a breakthrough hammer!

## Benefits of GSH 14C Professional



### Long Lifetime & Low Maintenance

Brushless motor for sparks-free operation and no carbon brush replacement, Bosch patented Auto-Gear-Rotation technology extends gear lifetime



### Connectivity Simplifies Tough Work

HMI and connectivity are convenient for users to understand the tool usage and plan preventive maintenance



### Champion in Breaking Performance

28 J of impact force and 1,900bpm impact speed enable great breaking performance

 [Click here to watch the video](#)

 [Click here for more details](#)

MRP: ₹1,10,300

HEAVY DUTY



## TARGET USERS

Demolition Contractor | Concrete Restoration

GSH 14C Professional	Unit	Specifications
Part no.	-	06113440F0
Power input	W	1,700
Impact energy	J	23
Impact rate at rated speed	bpm	900 - 1,700
Weight without cable	kg	14.6



Scope of supply:  
1 x Pointed chisel, 1 x Grease tube,  
1 x Cleaning cloth,  
1 x Auxiliary handle and carrying case



# GRW 140 Professional

Now, mix faster and with ease!

## Benefits of GRW 140 Professional



### Mix faster

Faster and effortless mixing of large volumes thanks to high-performance 1,400 W motor



### Comfortable mixing

Comfortable mixing with less strain over long periods thanks to ergonomic wheel shaped handle



### Easy maintenance

Saves time and maintenance with carbon brush LED lifespan indicator



[Click here to watch the video](#)



[Click here for more details](#)

**MRP: ₹10,700**

## TARGET USERS

Drywall & Plasterer | Masonry & Restoration | General contractor | Painter | Tiler

GRW 140 Professional	Unit	Specifications
Part no.	-	06011C40F0
Power input	W	1,400
No-load speed	rpm	480 / 750
Torque, max.	Nm	35 / 23
Tool holder	-	M14
Speed selection	-	2 speed
Soft start	-	Yes
Carbon brush	-	Yes
Weight	kg	4.2

Scope of supply:  
1 Carton box, 1 Stirrer





## GDC 140 Professional

Smooth yet powerful, easy on hard surfaces too



### Benefits of GDC 140 Professional



#### Powerful for fast cutting

1400W power provides fast cutting performance



#### Precise cutting

Low vibration of tool and disc for easy control



#### Extended durability

Robust motor, coupled with strong flange and sturdy bearing



[Click here for more details](#)

MRP: ₹6,500



### TARGET USERS

Contractors

| Renovators

| Plumbers and Electricians

#### GDC 140 Professional

#### Unit

#### Specifications

Part no.	-	06013A40F1
Rated Power Input	W	1,400
No-load Speed	rpm	12,000
Max. Cutting Disc Diameter	mm	115
Max. Cutting Depth	mm	35
Weight	kg	2.9



Scope of supply:

1x Hex key, 1x Hexagon socket wrench,  
Cardboard box



## GWS 800 Professional

Overcoming dusty conditions while grinding with excellent durability

Back Switch

### Benefits of GWS 800 Professional



**Excellent durability**  
even in dusty conditions, thanks to the back switch design



**Comfortable handling and easy control**  
due to the ergonomic palm design



**Extremely high removal rate**  
provided by powerful motor and double air inlet cooling system



[Click here to watch the video](#)



[Click here for more details](#)

MRP: ₹5,500



### TARGET USERS

Electrician

| Plumber

| Metal Installation & Locksmith

GWS 800 Professional	Unit	Specifications
Part no.	-	06013943F0
Power input	W	800
Disc diameter	mm	100
No-load speed	rpm	11,000
Spindle diameter	-	M 10
Weight	kg	1.6



Scope of supply: Auxiliary handle, Guard, Round nut, Pin spanner, Clamping flange



# GWS 12-125S Professional

Compact yet powerful; efficiency with every spark

## Benefits of GWS 12-125S Professional



### Ease of use with best-in-class ergonomics

- Slimmest and lightest in the power class for maximum user convenience
- Higher performance achieved with new level of power-to-grip-size ratio



### More productivity, less downtime

- Outperform all competitors in productivity with more power & working efficiency
- Longer tool life achieved through robust metal flange and better motor cooling



### Safe and comfortable whilst working

- Safety features like KickBack Control, Restart Protection, and Soft Start
- 20% more reduced tool vibration for lower fatigue after long working hour



[Click here to watch the video](#)



[Click here for more details](#)

MRP: ₹10,400



HEAVY DUTY

**TARGET USERS** Industrial Metal Fabrication | Metal Installation | Civil Engineering | General Contractor

GWS 12-125S Professional	Unit	Specifications
Part no.	-	06013A60F0
Rated input power	W	1,200
No-load speed	rpm	2,800 - 11,000
Grinding spindle thread	-	M 14
Weight	kg	1.9



Scope of supply:  
Auxiliary handle, Guard, Round nut, Pin spanner,  
Clamping flange



# GWS 24-180 JZ Professional

Powerful 2,400W angle grinder with CYCLON TECH dust protection system for extended performance

## Benefits of GWS 24-180 JZ Professional



### Increased productivity

The new patented motor delivers high overload capability enables up to 2 times higher\* material removal rate. Jobs get done faster!



### Dust Protection

CYCLON TECH removes up to 90%\* of the dust before it causes internal damage, thereby increasing up to 3 times motor lifetime\* in extremely dusty work conditions



### Reduced vibrations

Well engineered mechanical system together with the vibration control auxiliary handle reduces the vibration by 13%\*, that enables longer working hours



[Click here to watch the video](#)



[Click here for more details](#)

MRP: ₹20,400

HEAVY DUTY



## TARGET USERS

Shipyard | Iron Casting | Heavy metal fabrication | Construction | Stone cutting

GWS 24-180 JZ Professional	Unit	Specifications
Part no.	-	06018C23F0
Power input	W	2,400
No-load speed	rpm	8,500
Disc diameter	mm	180
Grinding spindle thread	-	M14
Weight	kg	5.8



Scope of supply:

Two-hole spanner, Backing flange, Locking nut, Cardboard box, Protective cover, Auxiliary handle

\*Compared to predecessor in internal testing



# GWS 30B (180mm) Professional

Conquer More With Less Effort

## Benefits of GWS 30B (180mm) Professional



### Excellent material removal rate for faster job completion

The most powerful 2,800W Brushless motor from Bosch



### Low breakdown costs and downtime

No Carbon Brush, no commutator for reduced wear and tear



### Enhanced operator safety and improved user experience

Vibration Control, KickBack Control, Overload Protection, Restart Protection, Soft Start & Brake system



Click here to watch the video



Click here for more details

MRP: ₹39,200

HEAVY DUTY



## TARGET USERS

Iron Casting | Heavy Metal Fabrication | Railway Fabrication | Ship building

### GWS 30B (180mm) Professional

	Unit	Specifications
Part no.	-	06018G00F0
Power input	W	2,800
No-load speed	rpm	8,500
Disc diameter	mm	180
Grinding spindle thread	-	M14
Weight	kg	5.7



Scope of supply: Two-hole spanner  
Backing flange, Locking nut, Cardboard box,  
Protective cover, Auxiliary handle



# GWS 30B (230mm) Professional

Conquer More With Less Effort

## Benefits of GWS 30B (230mm ) Professional



### Excellent material removal rate for faster job completion

The most powerful 2,800W  
Brushless motor from Bosch



### Low breakdown costs and downtime

No Carbon Brush, no commutator for  
reduced wear and tear



### Enhanced operator safety and improved user experience

Vibration Control, KickBack Control, Overload  
Protection, Restart Protection, Soft Start &  
Brake system



[Click here to watch the video](#)



[Click here for more details](#)

MRP: ₹42,300

HEAVY  
DUTY



## TARGET USERS

Iron Casting

| Heavy Metal Fabrication

| Railway Fabrication

| Ship building

### GWS 30B (230mm) Professional

	Unit	Specifications
Part no.	-	06018G10F0
Power input	W	2,800
No-load speed	rpm	6,500
Grinding spindle thread	-	M 14
Disc diameter	mm	230
Weight without cable	kg	5.9



Scope of supply: Auxiliary Handle, Guard,  
Round nut, Pin Spanner, Clamping Flange





# GWS 24-180 Professional

2400 Watts of pure grinding power!

## Benefits of GWS 24-180 Professional



### Increased productivity

New patented motor with high overload capabilities delivers up to 2 times higher\* material removal rate. Jobs get done faster!



### Reduced vibrations

Well engineered mechanical system together with the vibration control auxiliary handle reduces the vibration by 13%\*, that enables longer working hours



### Improved Grip

Soft rubber coating on rear handle improves tool grip and control while working



Click here to watch the video



Click here for more details

MRP: ₹19,900

HEAVY DUTY



## TARGET USERS

Shipyard | Iron Casting | Heavy metal fabrication | Construction | Stone cutting

GWS 24-180 Professional	Unit	Specifications
Part no.	-	06018C20F0
Power input	W	2,400
No-load speed	rpm	8,500
Grinding spindle thread	-	M 14
Disc diameter	mm	180
Weight without cable	kg	5.7



Scope of supply:  
Auxiliary handle, Guard, Round nut, Pin spanner,  
Clamping flange

\*Compared to predecessor in internal testing



# GWS 24-230 Professional

2400 Watts of pure grinding power!

## Benefits of GWS 24-230 Professional



### Increased productivity

New patented motor with high overload capabilities delivers up to 2 times higher\* material removal rate. Jobs get done faster!



### Reduced vibrations

Well engineered mechanical system together with the vibration control auxiliary handle reduces the vibration by 13%\*, that enables longer working hours



### Improved Grip

Soft rubber coating on rear handle improves tool grip and control while working



[Click here for more details](#)

MRP: ₹21,800

HEAVY DUTY



## TARGET USERS

Shipyard | Iron Casting | Heavy metal fabrication | Construction | Stone cutting

GWS 24-230 Professional	Unit	Specifications
Part no.	-	06018C30F0
Power input	W	2,400
No-load speed	rpm	6,500
Grinding spindle thread	-	M 14
Disc diameter	mm	230
Weight without cable	kg	6



Scope of supply:

Auxiliary Handle, Guard, Round nut, Pin Spanner, Clamping Flange

\*Compared to predecessor in internal testing





# GWS 24-230 JZ Professional

Powerful 2,400W angle grinder with CYCLON TECH dust protection system for extended performance

## Benefits of GWS 24-230 JZ Professional



### Increased productivity

The new patented motor delivers high overload capability enables up to 2 times higher\* material removal rate. Jobs get done faster!



### Dust Protection

CYCLON TECH removes up to 90%\* of the dust before it causes internal damage, thereby increasing up to 3 times motor lifetime\* in extremely dusty work conditions



### Reduced vibrations

Well engineered mechanical system together with the vibration control auxiliary handle reduces the vibration by 13%\*, that enables longer working hours



[Click here to watch the video](#)



[Click here for more details](#)

MRP: ₹22,300

HEAVY DUTY



## TARGET USERS

Shipyard | Iron Casting | Heavy metal fabrication | Construction | Stone cutting

GWS 24-230 JZ Professional	Unit	Specifications
Part no.	-	06018C33F0
Power input	W	2,400
No-load speed	rpm	6,500
Grinding spindle thread	-	M14
Disc diameter	mm	230
Weight	kg	6



Scope of supply:  
Two-hole spanner, Backing flange, Locking nut,  
Cardboard box, Protective cover, Auxiliary handle

\*Compared to predecessor in internal testing





# GAC 250 Professional

The hassle-free cutting experience you deserve

## Benefits of GAC 250 Professional



**Effortless**  
Comfortable to use all day long thanks to its light weight, compact size, and ergonomic design



**Fast & Powerful**  
Outstanding cutting speed in blocks of varying sizes with its powerful motor



**Durable**  
Extremely tough and durable saw blade guaranteed by Bosch's unique Tungsten Carbide Technology

[Click here to watch the video](#)

[Click here for more details](#)

MRP: ₹22,300



### TARGET USERS

Masonry & Restoration | General Contractor

GAC 250 Professional	Unit	Specifications
Part No.	-	06012B60F0
Power Input	W	1,200
No-load chain speed	m/s	max.
Chain bar length	mm	335
Max. cutting capacity	mm	250
Tool weight	kg	4.7



Scope of supply:  
Carton box, 1x Guide rail, 1x Saw chain,  
1x Sprocket wheel, Protective cover

# GBL 650 Professional

Compact yet powerful for cleaning efficiency

## Benefits of GBL 650 P Professional



### High cleaning efficiency

Powerful 650 W motor ensures an airflow of 3.7 m³/min, 6% better than last generation and is best-in-class



### Compact & light design

Best power-to-weight ratio and optimized balance further improves your overall efficiency due to less fatigue caused and less rest needed



### Compatibility

Compatible with 4 nozzles / relevant attachments, empowers you to deal with various scenarios efficiently and easily



[Click here for more details](#)

MRP: ₹5,000

HEAVY DUTY



## TARGET USERS

General Contractor

Cabinet Installer & Carpenter

Electrician

HVAC

GBL 650 Professional	Unit	Specifications
Part no.	-	06019M40F0
Power	W	650
No-load speed	rpm	16,000
Airflow rate	m³/min	3.7
Weight	kg	1.4
Dimesion WxH	mm	468 x 197



Scope of supply: 1x Nozzle





# GSB 600 Professional

Upgraded 13 mm impact drill for even more power

## Benefits of GSB 600 Professional



**Efficiency**  
More efficiency with the robust and powerful upgraded 600 W motor



**Durability**  
Longer usage by improved carbon brush and high-quality design



**Safety**  
Additional ribs provide a better fixation of the auxiliary handle to prevent wrist injuries

[Click here to watch the video](#)

[Click here for more details](#)

MRP: ₹4,600



### TARGET USERS

Cabinet Installer & Carpenter | Electrician | General Contractor | HVAC

GSB 600 Professional	Unit	Specifications
Part no.	-	06011A03F0
Rated input power	W	600
No-load speed	rpm	0 - 3000
Impact rate at no-load speed	bpm	0 - 48000
Chuck capacity	mm	13
Weight	kg	1.7
Rated torque	Nm	1.4

Scope of supply:  
Auxiliary handle, Depth gauge,  
Keyed chuck 13 mm



## GSB 600 (100 PC KIT)

Upgraded 13mm impact drill for even more power!



### Benefits of GSB 600 (100 PC K it)



#### Efficiency

More efficiency with the robust and powerful upgraded 600 W motor



#### Compact & light design

Longer usage by improved carbon brush and high-quality design



#### Safety

Additional ribs provide a better fixation of the auxiliary handle to prevent wrist injuries



[Click here to watch the video](#)



[Click here for more details](#)

MRP: ₹9,350



### TARGET USERS

Cabinet Installer & Carpenter

| Electrician

| General contractor

| HVAC

GSB 600 Professional	Unit	Specifications
Part no.	-	06011A03F1
Rated input power	W	600
No-load speed	rpm	0 - 3000
Impact rate at no-load speed	bhm	0 - 48000
Chuck capacity	mm	13
Weight	kg	1.7
Rated torque	Nm	1.4

Scope of supply:  
100 pcs accessory set





## GSB 600 (Wrapset Kit)

Upgraded 13mm impact drill for even more power!



### Benefits of GSB 600 (Wrapset Kit)



#### Efficiency

More efficiency with the robust and powerful upgraded 600 W motor



#### Compact & light design

Longer usage by improved carbon brush and high-quality design



#### Safety

Additional ribs provide a better fixation of the auxiliary handle to prevent wrist injuries



[Click here to watch the video](#)



[Click here for more details](#)

MRP: ₹7,000



### TARGET USERS

Cabinet Installer & Carpenter

| Electrician

| General contractor

| HVAC

GSB 600 Professional	Unit	Specifications
Part no.	-	06011A03F2
Rated input power	W	600
No-load speed	rpm	0 - 3000
Impact rate at no-load speed	bpm	0 - 48000
Chuck capacity	mm	13
Weight	kg	1.7
Rated torque	Nm	1.4

Scope of supply:

4 Pcs Concrete Drill Bits,  
4 Pcs Metal Drill Bits,  
10 Pcs Screwdriver  
Bits, 4 Pcs Wood Drill Bits





## GGG 30 LS Professional

A versatile Die Grinder coupled with convenience, safety and power

### Benefits of GGS 30 LS Professional



#### Convenience

Easy and convenient accessory change with handy spindle lock function



#### High Efficiency

High efficiency thanks to the powerful 750-watt motor



#### Safety

All-round safety features with Kick Back Control, soft start, and restart protection



[Click here to watch the video](#)



[Click here for more details](#)


MRP: ₹29,900



### TARGET USERS

Industrial Metal Fabrication | Metal Installation & Locksmith | Civil Engineering

GGG 30 LS Professional	Unit	Specifications
Part no.	-	06012B50F0
Power input	W	750 W
No-load speed	rpm	17,000 - 33,000 rpm
Collet diameter supplied	mm	6 mm
Weight without cable	kg	1.7 kg



Scope of supply:  
Carton box, 1 x Wrench





## GKS 130 Professional

Simple yet reliable circular saw for rough cutting jobs

### Benefits of GKS 130 Professional



#### Confidence Cutting

Simply yet reliable design for continuous cutting jobs



#### Fast Cutting Speed

1,300 Watts powerful motor



#### Easy Dust Free

Dust extraction port is expandable with GKS 190



[Click here for more details](#)

MRP: ₹11,400



### TARGET USERS

Foundation & Structure | Finish Carpenter(Cabinet Markers) | Rough Carpenter / Framers

GKS 130 Professional	Unit	Specifications
Part no.	-	06016C30F0
Power input	W	1,300 W
Blade diameter/bore size	mm	184/20mm
No-load speed	rpm	5,800 rpm
Max. depth of cut at	-	0° 64 +/-1
Cutting depth at	mm	90° 64 mm
Cutting depth at	mm	45° 45 mm



Scope of supply:  
Parallel guide, Circular saw blade, Allen key





# GCO 230 Professional

Cuts steel faster and smoother

## Benefits of GCO 230 Professional



**Safety and health**  
Adjustable spark guard lead the sparks to the back to keep you safe



**Cuts faster and smoother**  
Powerful 2,300 W motor to help you get job done efficiently



**Long lifespan**  
Higher load endurance capability to achieve extreme overload performance

 [Click here to watch the video](#)

 [Click here for more details](#)

MRP: ₹xxxxx



### TARGET USERS

Industrial metal fabrication | Civil engineering | General contractor | Metal installation & locksmith

GCO 230 Professional	Unit	Specifications
Part no.	-	0601B560F0
Input power	W	2,300
No-load speed	rpm	4,100
Cutting capacity(L-profile)	mm	137
Cutting capacity(square bar)	mm	120 x 120
Cutting capacity(rectangle)	mm	100 x 200
Cutting capacity(L-profile)	mm	137
Weight	kg	14

Scope of supply:  
Cutting disc







# GST 680 Professional

Power up to excellent cutting

## Benefits of GST 680 Professional



Faster and more precise cutting experience with powerful 500 W motor



Adjustable speed for different materials with the pre-selection speed wheel




Excellent cutting experience with the ergonomic handle design using soft rubber

 [Click here to watch the video](#)

 [Click here for more details](#)

MRP: ₹6,100



### TARGET USERS

Installers (Cabinet / Kitchen / Fair) | Carpenter

GST 680 Professional	Unit	Specifications
Part no.	-	06015B40F0
Power input	W	500
Stroke rate at no load	spm	800 - 3,100
Cutting depth	mm	68
Weight	kg	2.0

Scope of supply:  
1 Wood blade, 1 Allen key







## GTS 254 Professional

Perfect combination of Power and Large Cutting Capacity

### Benefits of GTS 254 Professional



#### Made for Hard Application

High motor torque and excellent overload capability, guaranteeing cuts on rough material



#### Robustness and Accurate Cuts

35mm thickness steel table with excellent flatness, ensuring professional look, stability and accurate cuts



#### Metal Stand

Comes with the tool. Assembled with housing guaranteeing more stability



[Click here to watch the video](#)



[Click here for more details](#)

MRP: ₹41,200



### TARGET USERS

Wood Worker | Carpenter | General Contractors | Installers | Small Furniture Makers

GTS 254 Professional	Unit	Specifications
Part no.	-	0601B450F0
Cutting depth	mm	0"/45" 80/55
Rip cut capacity	mm	545
Power	A	1,800 / 15
Saw blade diameter	mm	254
Overload / restart protection	-	Yes
Table size	mm	55 x 555
Weight with stand	kg	24.4

Scope of supply:  
Wood disc, Metal stand







# GCM 254 Professional

Long-lasting Accuracy in Every Cut.

## Benefits of GCM 254 Professional



### Superior Precision

Guided, precise cutting with optimized mechanic design & highly visible laser cutting line\*



### Ease of Use

Better support for various material cutting provided by detachable box extension\* and top / front fence clamping



### Accuracy in Every Cut

Easier multiple repeating cuts thanks to length gauge



[Click here to watch the video](#)



[Click here for more details](#)

MRP: ₹31,500



## TARGET USERS

Industrial Metal Fabrication

| Metal Installation & Locksmith

| Civil Engineering

GCM 254 Professional	Unit	Specifications
Part no.	-	0601B520F0
Power input	W	1,750
Cutting capacity,0°	mm	90
Cutting capacity,45° incline	mm	130
No-load speed	rpm	5,000
Saw blade diameter	mm	255
Saw blade bore	mm	25.4
Weight	kg	11.5

### Scope of supply:

Allen key, Pro-Prevnes, Wrench, Carton box



\*Laser and box extension function only apply to versions with this feature





# GEX 125 Professional

Comfortable sanding for getting more done

## Benefits of GEX 125 Professional



### Low Vibration

Less hand fatigue and numbness ensured by the low tool vibration of 3.8 m/s²



### Well-Balanced Design

Effortless control and guidance thanks to well-balanced design



### High Removal Rate

High material removal rate with powerful 250/280/290 watt motor



[Click here for more details](#)

MRP: ₹7,100



## TARGET USERS

Cabinet Installer | Wood based Manufacturer | General Contractor | Auto Service

GEX 125 Professional	Unit	Specifications
Part no.	-	06013A80F0
Power input	W	290
Sanding pad diameter	mm	125
No-load speed	rpm	7,500 - 12,000
Orbital stroke rate	opm	15,000 - 24,000
Eccentricity	mm	1.3
Weight	kg	1.4



Scope of supply:  
Dust box, Sanding disc



# MEASURING TOOLS





## GLM 30-23 Professional

Easy-to-use, pocket-sized laser measure for professionals

### Benefits of GLM 30-23 Professional



Ultra Simple & Convenient Operation  
thanks to modern HMI and easy to carry  
pocket-size



Fast & Accurate Measurements  
thanks to reliable, high precision system



Versatile Features for Many Applications  
thanks to multiple measuring functions  
and units



[Click here to watch the video](#)



[Click here for more details](#)

MRP: ₹7,250



#### GLM 30-23 Professional

#### Specifications

Part no.	0601072XF0
Measuring range	0.15 – 30 m (from rear edge)
Measuring accuracy*	± 1.5 mm
Operating temperature	10 °C to + 45 °C
Laser diode	635 nm, < 1 mW
Laser class	2
Automatic switch off	5 min (if no buttons are pressed)
Net Weight	0.09 kg
Dimensions	100mm x 43mm x 24mm
Power supply	2 x 1.5 V LR03 (AAA)
Measurement unit	m/cm/inch/ft-inch/taiwan foot





# GLM 40 Professional

All the relevant functions in a compact design

## Benefits of GLM 40 Professional



Compact, robust and easy-to-use for various measuring functions



Large, automatically illuminated three-line display for the best visibility



Soft grip all-round protection and robust design for tough jobsite conditions



[Click here to watch the video](#)



[Click here for more details](#)

MRP: ₹8,200



### GLM 40 Professional

### Specifications

Part number	06010729F0
Measuring range	0.15 - 40.00 m
Typical measuring accuracy	±2 mm
Lowest indication unit	1 mm
Battery service life, (approx.)	5000 individual measurements
Power supply batteries	2 x 1.5 V LR03 (AAA)
Dust and splash protection	IP 54
Automatic switch off after (approx.)	20 s (laser) 5 min. (tool)
Units of measure	m/ft
Dimensions (L/W/H)	105 mm x 41 mm x 24 mm
Weight	0.1 kg
Scope of supply	2 x 1.5 V LR03 (AAA) batteries, manufacturer's certificate



# GLM 400 Professional

Conversion at one press



## Benefits of GLM 400 Professional



Dedicated conversion button for immediate unit change at one press



User-friendly human machine interface (HMI) for quick selection of measuring functions



Colour display technology for easy interpretation of essential information and measurements



[Click here to watch the video](#)



[Click here for more details](#)

MRP: ₹9,200



### GLM 400 Professional

### Specifications

Part number	0601072RKO
Measurement range max	0.05 - 40.00 m
Measurement accuracy, typical	±1.5 mm
Automatic deactivation	5 min
Tripod thread	1/4"
Laser diode	635 nm, < 1 mW
Laser colour	Red
Laser class & type	2
Dust and splash protection	IP 54
Power supply batteries	2 x 1.5 V LR03 (AAA)
Units of measurement	m/cm/ft/inch/ft-inch
Measuring range, up to	40 m
Weight	0.1 kg
Scope of supply	2 x 1.5 V LRO3 (AAA) batteries, manufacturer's certificate





## GLM 50-23 G Professional

Outstandingly robust: 2-in-1 laser measure with green laser for rough jobsites



### Benefits of GLM 50-23 G Professional



Integrated 360° tilt sensor for easy angle / inclination measurement, an added versatility to the laser measure



Intuitive user interface with additional supportive features (favourite button, colour display, help function) makes handling convenient



Ideal for demanding jobsites thanks to IP 65 protection, and shock-absorbing rubber casing



[Click here to watch the video](#)



[Click here for more details](#)

MRP: ₹12,750



#### GLM 50-23 G Professional

#### Specifications

Part number	0601072VK0
Measuring range	0.05 - 50.00 m
Laser diode	515 nm, < 1 mW
Laser class	2
Measurement accuracy, typical	± 1.5 mm
Measuring accuracy	± 0.2°
Measurement time, max.	4 s
Power supply	2 × 1.5 V LR6 (AA)
Automatic deactivation	5 min
Tripod thread	1/4"
Dust and splash protection	IP 65
Laser colour	Green
Measuring range, up to	50 m
Memory capacity (values)	30
Weight, approx.	0.2 kg
Scope of supply	2 × 1.5 V LR6 (AA) batteries, manufacturer's certificate
Units of measurement	m/cm/ft/inch/ft-inch/taiwan feet





## GLM 50-27 CG Professional

Robust and reliable laser measure with green laser for excellent visibility

### Benefits of GLM 50-27 CG Professional



Green laser technology ensures excellent visibility for long-distance measurements in bright indoor conditions



Ideal for rough construction work due to 1.5- metre drop resistance, IP 65 protection, and shock-absorbing rubber casing



Quick documentation and fast data transfer thanks to Bluetooth connectivity and Bosch MeasureOn App



[Click here to watch the video](#)



[Click here for more details](#)

MRP: ₹15,825



#### GLM 50-27 CG Professional

#### Specifications

Part number	0601072UK0
Laser diode	515 nm, < 1 mW
Measurement range	0.05 - 50.00 m
Laser class	2
Measurement accuracy, typical	±1.5 mm
Measurement time, typical	< 0.5 s
Measurement time, max.	4 s
Power supply	2 x 1.5 V LR6 (AA)
Automatic deactivation	5 min
Memory capacity (values)	30
Dust and splash protection	IP 65
Tripod thread	1/4"
Data transfer	Bluetooth™ 4.2 Low Energy
Laser colour	Green
Weight, approx.	0.2 kg
Scope of supply	2 x 1.5 V LR6 (AA) batteries, pouch, manufacturer's certificate
Units of measurement	m/cm/ft/inch/ft-inch/taiwan feet





# GLM 100-25 C Professional

Precise laser measure for easy indoor and outdoor measuring and documenting

## Benefits of GLM 100-25 C Professional



Accurate, 100-m laser measuring thanks to digital camera viewfinder with zoom function



Large, high-contrast IPS colour display with flip screen ensures optical reading



Laser measure connects via Bluetooth for efficient data documentation



[Click here to watch the video](#)



[Click here for more details](#)

MRP: ₹21,125



### GLM 100-25 C Professional

### Specifications

Part number	0601072YK0
Laser diode	650 nm, < 1 mW
Measurement range*	0.08 - 100.00 m
Laser class	2
Measurement accuracy, typical*	± 1.5 mm* (*plus use-dependent deviation)
Measurement range of incline measurement	0 - 360° (4 × 90°)
Measurement time, typical	< 0.5 s
Power supply	3 x 1.5 V LR6 (AA)
Automatic deactivation	5 min
Units of measurement	m/cm/ft/inch/ft-inch/taiwan feet
Memory capacity (values)	50
Laser colour	Red
Weight, approx.**	0.23 kg
Scope of supply	Protective Bag, Carrying Strap 3 x 1.5 V LR6 battery (AA)





# GLM 150 C Professional

with bluetooth connectivity

Laser measurement with accuracy up to 150 m

## Benefits of GLM 150 C Professional



Camera for optimum visibility of laser point at a distance of 150 m



Fast and easy targeting, especially outdoor and over long distance



Intuitive handling for fast access of needed functions, language guidance and help function

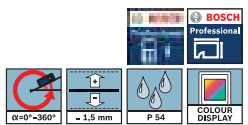


[Click here to watch the video](#)



[Click here for more details](#)

MRP: ₹29,300



GLM 150 C Professional	Specifications
Part number	0601072FK0
Working range	400 feet/150 m
Laser measuring range	0.08 - 150 m
Laser class	2
Accuracy	± 1.5 mm
Camera	5 MP integrated camera + 3-stage Zoom
Display	2.8 inch IPS colour display + flip display
Connectivity	Bluetooth smart (Low Energy)
Memory capacity	50 measurements
Dust and splash protection	IP 54
Power supply batteries	3 x quality AA Alkaline batteries
Units of measurement	m/cm/ft/inch/ft-inch/taiwan feet
Tripod thread	Plastic, 1/4 inch
Scope of supply	3 x 1.5 V LR6 (AA) batteries, hand strap, pouch manufacturer's certificate





## GIC 4-23 C Professional

High-resolution camera and automatic upright viewing for in-depth inspection and documentation



### Benefits of GIC 4-23 C Professional



4.3" screen enables a clear picture of the hidden areas



Up Indication points upto support users in staying oriented during their work



Thanks to camera cable IP 67, tool IP 54 and rubber housing



[Click here for more details](#)

MRP: ₹45,000



#### GIC 4-23 C Professional

#### Specifications

Part no.	06012415K0
Camera resolution	1280 x 720 px
Screen resolution	800 x 480 px
Screen size	4.3"
Documentation via	Picture
Size internal memory	30 photos
Connectivity	USB-C cable
Robustness camera cable	IP 67
Robustness device	IP 54
Power Supply	Dual Power (10.8 V / 12 V or AA1 with 4 x AA)



## GIC 5-27 C Professional

High-resolution camera and automatic upright viewing for in-depth inspection and documentation



### Benefits of GIC 5-27 C Professional



5" screen with 1280 x 720 pixels ensures clear picture quality



Help users focus on detection results instead of orientation



Intuitive user interface and seamlessly integrated features deliver successful results in minimum clicks



[Click here for more details](#)

MRP: ₹50,000



#### GIC 5-27 C Professional

	Specifications
Part no.	06012414K0
Camera resolution	1280 x 720 px
Screen resolution	1280 x 720 px
Screen size	5"
Documentation via	Picture, Video
Size internal memory	30 photos
Connectivity	USB-C cable, Micro SD card
Robustness camera cable	IP 67
Robustness device	IP 54
Power Supply	Dual Power (10.8 V / 12 V or AA1 with 4 x AA)







## GTC 400 C Professional

Visualise temperature differences within seconds

### Benefits of GTC 400 C Professional



Integrated Wi-Fi hotspot for fast and easy picture transfer from GTC 400 C to Thermal App



Micro USB enables easy data transfer to computer and GTC transfer software helps to create reports easily



Visual camera integrated to save real image together with thermal image



[Click here to watch the video](#)



[Click here for more details](#)

MRP: ₹1,00,000



#### GTC 400 C Professional

#### Specifications

Part number	0601083150
Measurement range	-10 °C to +400 °C
Measuring accuracy of IR	± 3.0 °C
Resolution	0.1 °C
Thermal sensitivity (NETD)	<50 mK
Size of IR sensor	160 × 120 px
Number of measuring points	19200
Memory type	Internal memory
Dust and splash protection	IP 53
Display type	TFT LCD
Size of display	3.5 inch
Operating temperature	-10 - 45 °C
Storage temperature	-20 - 70 °C
Weight	0.5 kg
Scope of supply	4 x 1.5 V LR6 (AA) batteries, AA1 alkaline battery adapter, protective bag, hand strap, micro USB cable,
Ideal Measure Distance of device	Heat & Cold > same 0.5 - 1.0m
GTC Transfer Software (V1.7.2)	WINDOWS 7, 8, 10



# GTC 600 C Professional

Detailed visualisation of temperature differences with smart documentation

## Benefits of GTC 600 C Professional



High thermal resolution and wide measuring range for maximum applications



Voice note and Bosch Thermal App enable easy documentation of thermal images



Intuitive user interface and seamlessly integrated features deliver successful results in minimum clicks



[Click here to watch the video](#)



[Click here for more details](#)

MRP: ₹1,40,000



### GTC 600 C Professional

### Specifications

Part number	06010835K1
Measuring range	-20 °C to +600 °C
Resolution of infrared sensor	256x192 px
Measuring accuracy of IR	±2 °C*
Dust and splash protection	IP 54
Thermal sensitivity (NETD)	≤50 mK
Size of IR sensor	256x192 px
Number of measuring points	49,152
Field of view (FOV)	45x30*
Power supply and runtime	GBA 12 V 2.0 Ah 6 hrs
Dust and splash protection	IP54
Weight	0.61 kg
Size of display	3,5"
Operating temperature	-10 – 45 °C
Storage temperature	-20 – 50 °C
Focus distance, minimum	0.3 m
Thermal image refresh rate	9 Hz
Frame buffer	350







## GIS 500 Professional

Press and go. Temperature on hand.

### Benefits of GIS 500 Professional



Simple – Immediate measuring results at one simple press with the selection of 3 emissivity gradings for more precise measurement



Compact - Easy to carry around thanks to the ergonomic housing design with carrying pouch



Versatile - Wide temperature measurement range for extreme conditions with press and hold continuous measuring function



[Click here for more details](#)

MRP: ₹8,500



#### GIS 500 Professional

#### Specifications

Part number	0601083480
Measurement range	-30 °C to +500 °C
Measuring accuracy of IR	±1.8 °C (*plus use-dependent deviation)
Power supply and runtime	2 x 1.5V LR6 (AA) batteries 9h
Laser diode	Laser class 2, 635 nm
Operating temperature	-5 - 50 °C
Storage temperature	-20 - 70 °C
Optics	12:1
Measuring accuracy (typical)	Surface temperature, -30 °C ≤ t ≤ -10 °C: + (1.8°C + 0.1 x  t °C), - 10°C < t < 0 °C: + 2.8 °C, 0 °C ≤ t < 100 °C: +1.8 °C, 100 °C ≤ t ≤ 500 °C: + 1.8%
Weight	0.22 kg
Scope of supply	1 x 1.5 V LR6 battery (AA), Pouch, Cardboard box





## GMS 120 Professional

The most reliable multi-detector in its class

### Benefits of GMS 120 Professional



Application errors are avoided due to automatic calibration



Reliable detection even of deep-lying objects up to a depth of 12 cm



Clear indication of objects due to the three-colour LED luminous ring with marking hole



[Click here to watch the video](#)



[Click here for more details](#)

MRP: ₹8,000



#### GMS 120 Professional

#### Specifications

Part number	0601081000
Measuring range	0.05 - 120 mm
Detection depth, magnetic metal, max.	120 mm
Detection depth, non-magnetic metal, max.	80 mm
Detection depth, live cables, max.	50 mm
Detection depth, wooden substructures, max.	38 mm
Individual measurements per battery charge	25000
Weight, approx.	0.14 kg
Dimensions (L/W/H)	111 x 51 x 30 mm
Dust and splash protection	IP 54
Detectable objects	Ferrous metals, non-ferrous metals, wooden studs, live cables
Scope of supply	Protective case, micro USB charger, micro USB data cable, manufacturer's certificate







## D-Tect 120 Professional

The most convenient universal detector for reliable detection of all materials

### Benefits of D-Tect 120 Professional



Spot measurement provides accurate detection on narrow surfaces



Centre finder offers visual guidance, to clearly identify the precise location of the object's centre



Compatible with 10.8V and 12.0V Li-ion battery pack or AA batteries for extra flexibility



[Click here to watch the video](#)



[Click here for more details](#)

MRP: ₹30,700



#### D-Tect 120 Professional

Part number	06010813K0
Detection mode	Universal, Concrete, Drywall
Detectable materials	Water-filled plastic pipes, ferrous metals, non-ferrous metals, wooden studs, live cables
Maximum scanning depth	
- Ferrous metals	120 mm
- Non-ferrous metals (copper)	80 mm
- Live conductors 110-230 V	50 mm (voltage applied)
- Wood	38 mm
Automatic deactivation	5 mins
Power supply	10.8V and 12.0V Li-ion or 4 x 1.5V LR6 (AA) (with AA battery adapter)
Weight, approx.	0.5 kg
Scope of supply	4 x 1.5 V LR6 (AA) batteries carrying bag, battery adapter



# D-Tect 200 C Professional

Scan and spot the unseen

## Benefits of D-Tect 200 C Professional



More depth for better safety-  
Increased maximum detection depth to 200mm with object depth indication



All-round detection - Detection of all common objects, even in narrow spots with the unique spot mode



See the unseen - Clear visualisation of detected objects including the new leakage detection function through the intuitive Human Machine Interface (HMI)



[Click here to watch the video](#)



[Click here for more details](#)

MRP: ₹80,000



### D-Tect 200 C Professional

### Specifications

Part number	06010816K0
Detectable materials	Magnetic metals (e.g. iron), non-magnetic metals (e.g. copper), live cables, low-voltage & data cables
Max. detection depth	200 mm
-Magnetic Metal	200 mm
-Non Magnetic Metal	80 mm
-Live Cable	80 mm
-Low Voltage	-
Dust and splash protection	IP 5X
Accuracy	± 5 mm
Wall types	Concrete, early age concrete, drywall, brick/universal, horizontal coring brick, vertical coring brick, panel heating
Power supply	12 V Li-Ion battery, 10.8 V-Li-Ion battery, 4 x 1.5 V LR6 (AA)
Weight, approx.	0.64 kg
Scope of supply	4 x 1.5 V LR6 (AA) batteries, AA1 alkaline battery adapter, pouch, USB-C™ cable, hand strap, cardboard box





# GLL 3 X Professional

Compact 3-line laser: The versatile solution for indoor jobs



## Benefits of GLL 3 X Professional



Compact, modern and robust design for great mobility and durability



Easy to use for versatile applications



Vivid line visibility for maximum work efficiency



[Click here for more details](#)

MRP: ₹9,200



### GLL 3 X Professional

### Specifications

Part number	0601063CJ0
Working range	15 m
Levelling accuracy	± 0.5 mm/m
Self-levelling range	± 4°
Laser diode/class	635 Nm < 1 mW/2
Tripod thread size	1/4"
Operating time, max.	15 h
Power supply	4 x 1.5 V (AA)
Product dimension (L/W/H)	97 x 65 x 120 mm
Weight	0.5 kg
Scope of supply	4 x 1.5 V (AA) batteries, protective pouch



## GLL 3-15 X Professional

For easy decorative interior fitting applications

### Benefits of GLL 3-15 X Professional



Maximum precision thanks to the Bosch Pendulum Precision System



Projection of a vertical and a horizontal line



Detachable, 360° rotating platform with bubble vial and fine adjustment



[Click here to watch the video](#)



[Click here for more details](#)

MRP: ₹13,245



#### GLL 3-15 X Professional

#### Specifications

Part number	0601063M80
Working range, line	15 m
Working range with receiver	15 m
Levelling accuracy	± 0.2 mm/m
Self-levelling range	± 3°
Tripod thread size	5/8 inch only
Dust and splash protection	IP 54
Power supply	4 x 1.5 V LR6 (AA)
Operating time, approx.	
- with 1 laser line	24 h
- with 2 laser lines	14 h
- with 3 laser lines	10 h
Weight, approx	0.72 kg
Scope of supply	4 x 1.5 V (AA) batteries, carrying bag, tripod adapter







## GLL 5-50 X Professional

Compact, robust, quality for everyday interior levelling applications

### Benefits of GLL 5-50 X Professional



For easy decorative interior fitting applications



Maximum precision thanks to the Bosch Pendulum Precision System



Projection of two vertical 90° lines and one horizontal line



[Click here to watch the video](#)



[Click here for more details](#)

MRP: ₹19,475



#### GLL 5-50 X Professional

Part number	0601063N80
Working range, line	15 m
Working range with receiver	50 m (with LR 6 receiver)
Working range, point	5 m
Accuracy	± 0.2 mm/m
Self-levelling range	± 3°
Slope function	Yes
Tripod thread size	5/8 inch only
Dust and splash protection	IP 54
Power supply	4 x 1.5 V LR6 (AA)
Weight, approx	0.72 kg
Scope of supply	4 x 1.5 V LR6 (AA) batteries, carrying bag





## GLL 3-80 Professional

360° three-plane levelling and alignment-line laser

### Benefits of GLL 3-80 Professional



Laser generates one horizontal and two vertical 360° laser planes from one startup point



High accuracy up to  $\pm 0.2$  mm/m



Pendulum lock for safe transport



[Click here to watch the video](#)



[Click here for more details](#)

MRP: ₹54,075



#### GLL 3-80 Professional

#### Specifications

Part number	0601063S00
Accuracy	$\pm 0.2$ mm/m
Battery voltage	1.5 V
Laser diode	Class II 630 - 670 nm
Levelling type	Self-Levelling, up to 4°
Material	Composite
Mount threading	1/4-20, 5/8-11
Operating temperature	14°F/-10°C up to 104°F/ 40°C
Working range	30m (w/o receiver), Up to 120 m (with receiver)
Scope of supply	4 x 1.5 V LR6 (AA) batteries, belt pouch







## GLL 3-80 CG Professional

Green supreme visibility in 3 x 360°

### Benefits of GLL 3-80 CG Professional



3 x 360° laser lines with best visibility due to high power diodes



High accuracy up to  $\pm 0.2$  mm/m



Contactless controlling without touching and without losing precision



[Click here to watch the video](#)



[Click here for more details](#)

MRP: ₹68,000



#### GLL 3-80 CG Professional

#### Specifications

Part no.	0601063U80
Accuracy	$\pm 0.2$ mm/m
Laser diode	500 - 540 nm, < 10 mW
Operating temperature	-10 - 40 °C
Storage temperature	-20 - 70 °C
Laser class	2
Working range with receiver	120 m (diameter)
Working range without receiver	30 m (diameter)
Levelling type	Self-levelling, up to 4°
Levelling time	4 s
Dust and splash protection	IP 54
Operating time (max.)	6 h (Li-ion) and 4 h (4xAA) in 3-line mode
Tripod thread	1/4 inch, 5/8 inch
Colour of laser line	Green
Projection	3 x 360° line
Scope of supply	4 x 1.5 V LR6 (AA) batteries, AA1 alkaline battery adapter, pouch, laser target plate, carrying case, universal holder BM 1, clamp



## GLL 50 G Professional

Simple and compact for rugged environment

### Benefits of GLL 50 G Professional



Fast & Easy Alignment with Maximum Visibility thanks to self-leveling cross line laser with green laser technology



Durable and Robust For Tough Jobsites thanks to compact and robust housing design



Easy to operate, thanks to the intuitive one switch design



[Click here to watch the video](#)



[Click here for more details](#)

MRP: ₹14,000



#### GLL 50 G Professional

Part number	06010653K0
Working range	15 m
Levelling accuracy*	± 0.6 mm/m
Self-levelling range	± 3.5°
Self-levelling time	< 6 s
Laser class	Class 2
Laser type	(500–540 nm, <5mW)
IP rating	IP 55
Operating temperature	-10°C...+40°C
Storage temperature	-20°C...+70°C
Tripod mount	1/4"
Power source	2 x 1.5 V LR6 (AA) / 3.7 V Li-ion
Weight (Gross/Net**)	0.51 kg / 0.30 kg
Dimension	87 x 64 x 87 mm





# GRL 350 HV Professional

Rotational laser for horizontal and vertical application with manual dual slope



## Benefits of GRL 350 HV Professional



Versatile - Horizontal and vertical manual dual slope function enable change in grade in two-axis application



Flexible - Variable-speed and Scan-angle selection allow optimum usability at different lighting conditions



Robust - IP 56 rated to protect against dust and water for tough jobsite conditions, with shock-warning function to alert error due to vibration



[Click here to watch the video](#)



[Click here for more details](#)

MRP: ₹91,200

### GRL 350 HV Professional

### Specifications

Part number	0601061S40
Working range (diameter)	
- without laser receiver	Approx. 60 m
- with laser receiver	Approx. 350 m
Levelling accuracy (Horizontal)	± 1.5 mm/30 m
Levelling accuracy (Vertical)	± 3 mm/30 m
Self-levelling range (typical)	± 8% (+ 4.6)
Levelling duration (typical)	30 s
Rotation speed	0/150/300/600 min-1
Scan angle for line operation	10 / 25 / 50
Slope range for manual operation	± 8%
Operating temperature	-10 - +50 °C
Storage temperature	-20 - +70 °C
Laser class	3R
Degree of protection	IP 56
Batteries	2 x D-cell batteries
Product dimensions (L x W x H)	187 x 182 x 170 mm
EPTA Weight	1.8 kg
Scope of supply	GRL 350 HV self-levelling rotary laser, LR 30 laser receiver with RB 30 receiver bracket, WM 24 wall mount, red laser glasses, red target plate, (2) D batteries, (1) 9V battery, and all-in-one carrying case



## GPL 3 G Professional

The robust and compact 3-point laser with highly visible green laser points

### Benefits of GPL 3 G Professional



Green laser points provide up to four times better visibility than red points  
User-friendly human machine interface (HMI) for quick selection of measuring functions



Durable design for tough conditions: rubberised housing with recessed glasses, IP 65 dust and water jets protection



Integrated rotation mount with strong magnets for fast and secure mounting



[Click here for more details](#)

MRP: ₹20,000



#### GPL 3 G Professional

#### Specifications

Part number	0601066N00
Laser diode	< 1 mW, 500 - 540 nm
Operating temperature	-10 - 45 °C
Storage temperature	-20 - 70 °C
Laser class	2
Working range	up to 30 m
Accuracy	± 0.35 mm/m
Self-levelling range	± 4°
Levelling time	4 s
Dust and splash protection	IP 65
Operating time (max.)	8 h
Tripod thread	1/4"
Projection	3 points
Weight, approx.	0.35 kg
Scope of supply	2 x 1.5 V LR6 (AA) batteries, pouch







## GPL 5 G Professional

The tough and compact 5-point laser with highly visible green laser points

### Benefits of GPL 5 G Professional



Green laser points provide up to four times better visibility than red points



Durable design for tough conditions: rubberised housing with recessed glasses, IP65 dust and water jets protection



Fast and secure mounting thanks to integrated rotation mount with strong magnets



[Click here to watch the video](#)



[Click here for more details](#)

MRP: ₹22,500



#### GPL 5 G Professional

#### Specifications

Part number	0601066P00
Laser diode	< 1 mW, 500 - 540 nm
Operating temperature	-10 - 45 °C
Storage temperature	-20 - 70 °C
Laser class	2
Working range	up to 30 m
Accuracy	± 0.35 mm/m
Self-levelling range	± 4°
Levelling time	4 s
Dust and splash protection	IP 65
Operating time (max.)	8 h
Power supply	2 x 1.5V LR6 (AA)
Tripod thread	1/4"
Projection	5 points
Weight, approx.	0.35 kg
Scope of supply	2 x 1.5 V LR6 (AA) batteries, pouch





## GLL 3-60 XG P rofessional

3 x 360° Green line laser - All-round levelling solution

### Benefits of GLL 3-60 XG P rofessional



All-round solution - 3 x 360° green line laser with 1 horizontal and 2 vertical lines for your everyday levelling needs



Visible - Optimum laser lines visibility thanks to Bosch Green laser technology



Versatile - Slim cone mirror and turret design designated to fulfil various applications including even concrete plaster



[Click here for more details](#)

MRP: ₹54,100

#### GLL 3-60 XG Professional

#### Specifications

Part number	0601063ZK0
Laser diode	500 - 540 nm, < 10 mW
Laser class	2
Working range	up to 30 m
Laser class	2
Working range	up to 30 m
Working range with receiver	up to 60 m
Self-levelling range	± 3°
Dust and splash protection	IP 54
Power supply	4 x 1.5 V LR6 (AA)
Tripod thread	1/4" & 5/8"
Colour of laser line	Green
Compatible laser receivers	LR 7
Working range, value	30 m
Weight, approx.	0.82 kg
Scope of supply	4 x 1.5 V LR6 (AA) batteries, carrying bag, laser target plate







## BM 1 Professional

The universal solution for line and point lasers

### Benefits of BM 1 Professional



Flexible fitting of the mount, for example with screws, magnets or on a tripod



The clamp makes the BM1 ideal for ceiling applications



Height adjustment with locking device for safe and precise alignment



[Click here for more details](#)

MRP: ₹6,000

#### BM 1 Professional

Part no.	0601015A01
Height	-
Weight, approx.	0.5 kg
Suitable for	GPL 3G, GPL 5G, GLL 3-80 & GLL 3-80CG





## WM 4 Professional

Wall Holder

### Benefits of WM 4 Professional



Versatile fixing of the mount



Height adjustment with locking device for safe and precise alignment



Suitable for GRL 350 HV



[Click here for more details](#)

MRP: ₹8,500

#### WM 4 Professional

Part no.	0601092400
Height	340 mm
Weight, approx.	0.7 kg
Suitable for	GRL 350 HV Professional

#### Specifications







# GOL 26 D Professional

Extremely robust for outdoor use

## Benefits of GOL 26 D Professional



Designed for outdoor use due to sturdy metal housing with dust and splash protection (IP 54)



Robust design with circular vial with 90° prism for easy and fast set-up



Carrying case with compensator lock for safe transport

 [Click here to watch the video](#)

 [Click here for more details](#)

MRP: ₹18,100



### GOL 26 D Professional

### Specifications

Part number	06010680F0
Unit of measure	360°
Deviation for 1 km run levelling	1 mm
Working range	Up to 100 m
Magnification	26x
Levelling accuracy	1.6 mm at 30 m
Dust and splash protection	IP 54
Dimensions (L/W/H)	215 x 135 x 145 mm
Weight	1.7 kg
Scope of supply	Lens cover, plumb bob, allen key, adjusting pin, carrying case







## GOL 32 D Professional

The robust solution for precise levelling at long distance

### Benefits of GOL 32 D Professional



Extremely robust for tough outdoor application



32x magnification for precise work at longer distance



Collimator and bubble vial are built into the housing for greater durability



[Click here for more details](#)

MRP: ₹21,650



#### GOL 32 D Professional

Part number	06010685F0
Unit of measure	360°
Deviation for 1 km run levelling	1 mm
Working range	Up to 120 m
Magnification	32x
Levelling accuracy	1 mm at 30 m
Dust and splash protection	IP 54
Dimensions (L/W/H)	215 x 135 x 145 mm
Weight	1.7 kg
Scope of supply	Lens cover, plumb bob, allen key, adjusting pin, carrying case







## GIM 60 Professional

Precise digital inclinometer

### Benefits of GIM 60 Professional



Measures precise tilts in degrees, percent or millimetres/metres



Direction arrows and audible signals at 0° and 90° for easy alignment



Measured values automatically turn on the display when working overhead



[Click here to watch the video](#)



[Click here for more details](#)

MRP: ₹17,500



#### GIM 60 Professional

#### Specifications

Part number	0601076700
Length	60 cm
Measurement range	0 - 360° (4 x 90°)
Electronics measurement accuracy 0°/90°	± 0.2°
Measurement accuracy, vials	± 0.057° = ± 1 mm/m
Units of measurement	°, %, mm/m
Tripod thread	1/4"
Operating duration, inclination measurement approx.	100 h
Weight approx.	0.77 kg
Scope of supply	4 x 1.5 V LR6 (AA) batteries, protective bag







## GIM 120 Professional

Precise digital inclinometer

### Benefits of GIM 120 Professional



Measures precise tilts in degrees, percent or millimetres/metres



Direction arrows and audible signals at 0° and 90° for easy alignment



Measured values automatically turn on the display when working overhead



[Click here to watch the video](#)



[Click here for more details](#)

MRP: ₹18,500



#### GIM 120 Professional

#### Specifications

Part number	0601076800
Length	120 cm
Measurement range	0 - 360° (4 x 90°)
Electronics measurement accuracy 0°/90°	± 0.2°
Measurement accuracy, vials	± 0.057° = ± 1 mm/m
Units of measurement	°, %, mm/m
Tripod thread	-
Operating duration, inclination measurement approx.	100 h
Weight approx.	1.3 kg
Scope of supply	4 x 1.5 V LR6 (AA) batteries, protective bag







## GAM 220 Professional

Precise and easy angle measurement

### Benefits of GAM 220 Professional



Fast and precise calculation of angles



Angles can be transferred precisely onto workpieces by means of a mechanical locking screw



Can be used along with mitre saws for angle measurement



[Click here to watch the video](#)



[Click here for more details](#)


MRP: ₹16,500



#### GAM 220 Professional

#### Specifications

Part number	0601076500
Length	120 cm
Measurement range	0 - 220°
Measurement accuracy, angles	± 0.1°
Measurement accuracy, vials	± 0.05°
Accuracy of angle calculation	± 0.1°
Power supply	4 × 1.5 V LR6 (AA)
Battery power, approx.	80 h
Automatic deactivation facility, approx.	30 mins
Arm length	40 cm
Weight, approx.	1.3 kg
Scope of supply	4 × 1.5 V LR6 (AA) batteries



## **Bosch Limited, Power Tools Division**

Post Box No. 3000, Hosur Road, Aduodi,  
Bangalore, Karnataka- 560030

 [www.facebook.com/BoschPTIndia](https://www.facebook.com/BoschPTIndia)

 Bosch Professional India - YouTube



Customer Contact Center  
**1800 425 8665**

Email: [bpt@in.bosch.com](mailto:bpt@in.bosch.com)  
[www.bosch-pt.co.in](http://www.bosch-pt.co.in)

Edition: April 2024